

3/4 LEARNING FROM HOME – Week 8 -Beginning Monday 1st June – Friday 5th June

Every day there will be the daily agenda and video with instructions found on the 3/4 Learning From Home google classroom page.







Use this Classroom Code for 3/4 Learning from Home - **xgeowlm** - to add the classroom.

SUGGESTED DAILY ACTIVITIES

Tick off what you do each day.

<u>MONDAY 1st June</u>	<u>TUESDAY 2nd June</u>	<u>WEDNESDAY 3rd June</u>	<u>THURSDAY 4th June</u>	<u>FRIDAY 5th June</u>
<p>READING Listen to 3/4 Class novel 10-15 minutes Watch Video 17 - Listen for Fun</p> <p>Reading Activity: Focus: Inferring Open your "Inferring Slideshow Term 2 week 8" and go to slide 2. Listen carefully to 'The Case of the Missing Cookie'. Then type your answer to each question on slide 3.</p> <p>Independent Reading 20 minutes of a 'Just Right' book. If you have access to a book read that (i.e library book) or a text from "Kids News" or "EPIC!"</p>	<p>Reading Activity: Focus: Comprehension 30 minutes Log onto <i>Read Theory</i> and read the text. Then answer the questions for that text. https://readtheory.org/auth/login</p> <p>Independent Reading 20 minutes of a 'Just Right' book. If you have access to a book read that (i.e library book) or a text from "Kids News" or "EPIC!"</p>	<p>READING Listen to 3/4 Class novel 10-15 minutes Watch Video 18 - Listen for Fun</p> <p>Reading Activity: Focus: Inferring Re-open your "Inferring Slideshow Term 2 week 8" and go to slide 4. Listen carefully to 'One Summer's Day'. Then type your answer to each question on slide 5.</p> <p>Independent Reading 20 minutes of a 'Just Right' book. If you have access to a book read that (i.e library book) or a text from "Kids News" or "EPIC!"</p>	<p>READING Reading Activity: Focus: Comprehension 30 minutes Log onto <i>Study Ladder</i> and complete 2-3 set Reading tasks https://www.studyladder.com.au/login/account</p> <p>Independent Reading 20 minutes of a 'Just Right' book. If you have access to a book read that (i.e library book) or a text from "Kids News" or "EPIC!"</p>	<p>READING Listen to 3/4 Class novel 10-15 minutes Watch Video 19 - Listen for Fun</p> <p>Reading Activity: Focus: Inferring 20 minutes Re-open your "Inferring Slideshow Term 2 week 8" and go to slide 6. Listen carefully to 'Making Inferences'. Then type your answer to each question on slide 7.</p> <p>TURN IN your "Inferring Slideshow Term 2 week 8" TODAY - well done!</p> <p>Independent Reading 20 minutes of a 'Just Right' book. If you have access to a book read that (i.e library book) or a text from "Kids News" or "EPIC!"</p>

<p><u>Writing</u></p> <p><u>Warm Up: "My Spelling" on Essential Assessment</u></p> <p>Poetry- Alliteration Introductory Video https://www.youtube.com/watch?v=-A8yFX1UtW0</p> <p>Complete the <i>Alliteration or Not</i> worksheet which you will find in the classwork tab.</p>	<p><u>Writing</u></p> <p><u>Warm Up: "My Spelling" on Essential Assessment</u></p> <p>Poetry- Alliteration Go to the classwork tab and look at Week 8.</p> <p>Alliteration document. Read through it to see examples of alliteration.</p> <p>Using the template in the classwork tab to write animal alliterations for the pictures there.</p>	<p><u>Writing</u></p> <p><u>Warm Up: "My Spelling" on Essential Assessment</u></p> <p>Poetry- Alliteration Rewatch this video https://www.youtube.com/watch?v=-A8yFX1UtW0</p> <p>Choose your own animal to write an alliteration about.</p> <p>Plan it first. Re-read to check it makes sense.</p> <p>Publish it. Draw a picture to match the alliteration.</p> <p>Take a photo and upload it.</p>	<p><u>Writing</u></p> <p><u>Warm Up: "My Spelling" on Essential Assessment</u></p> <p>VOCABULARY WORK Pick a word from your 'Just Right' book and find the meaning of the word in a dictionary (online), draw a picture to match the word, write the word in a sentence and find a synonym and antonym for the word.</p> <p>Complete the Vocab sheet on your chosen word. (On Google Classrooms)</p>	<p><u>Writing</u></p> <p><u>Warm Up: "My Spelling" on Essential Assessment</u></p> <p>FUN FRIDAY - Have a go at these Online Activities - https://www.funbrain.com/games/word-d-erby https://www.funbrain.com/games/the-plural-girls</p> <p>More activities can be found using the following link - https://www.abcya.com/grades/4 - Grade 4 https://www.abcya.com/grades/3 - Grade 3</p>
<p><u>Numeracy</u></p> <p>Warm Up - 10 minutes on Sunset maths</p> <p>FOCUS: Location and Transformation and Shape</p> <p>Essential Assessment - https://www.essentialassessment.com.au/ Study Ladder https://www.studyladder.com.au/login/account</p> <p>TASK: Watch the tutorials, powerpoints and videos on Google classroom and use the 'Learn Me' to develop your knowledge. Complete any unfinished tasks on both Study Ladder and Essential Assessment. (Approx. 30-45 minutes)</p>	<p><u>Numeracy</u></p> <p>Warm Up - 10 minutes on Prodigy</p> <p>FOCUS: Location and Transformation</p> <p>Essential Assessment - https://www.essentialassessment.com.au/ Study Ladder https://www.studyladder.com.au/login/account</p> <p>TASK: Watch the tutorials, powerpoints and videos on Google classroom and use the 'Learn Me' to develop your knowledge. Complete any unfinished tasks on both Study Ladder and Essential Assessment. (Approx. 30-45 minutes)</p>	<p><u>Numeracy</u></p> <p>Warm Up - 10 minutes on Sunset maths</p> <p>FOCUS: Location and Transformation and Shape</p> <p>Essential Assessment - https://www.essentialassessment.com.au/ Study Ladder https://www.studyladder.com.au/login/account</p> <p>TASK: Watch the tutorials, powerpoints and videos on Google classroom and use the 'Learn Me' to develop your knowledge. Complete any unfinished tasks on both Study Ladder and Essential Assessment. (Approx. 30-45 minutes)</p>	<p><u>Numeracy</u></p> <p>Warm Up -10 minutes on Prodigy</p> <p>FOCUS: Problem Solving</p> <p>Problem Solving tasks Go to the Gr 3/4 Learning from Home Google Classroom Classwork WEEK 8 WORDED PROBLEMS TASK Complete as many of the Problem Solving tasks as you can in 30-45 minutes.</p>	<p><u>Numeracy</u></p> <p>Warm Up - 10 minutes on Prodigy</p> <p>FOCUS: Location and Transformation GOOGLE SLIDES 'Town Planning'</p> <p>TASK: This is an interactive task. Students need to click on the link in google classroom.</p> <p>There is a video explaining how to use this program on Google Classrooms. (Approx. 30-45 minutes)</p>

<p>PE</p>  <p>BALL SKILLS #2</p> <p>This week your Ball Skills #2 videos and instructions can be found in your GRADE 3/4 GOOGLE CLASSROOM under the “Classwork” “Phys Ed” section.</p> <p>Watch the video first, then look at the Instruction cards for each level and then choose a level that suits you!</p> <p>Don't forget to upload a video (no more than 30 seconds) of you doing one of these activities to your “Physical Education Portfolio” in the Google Classroom. You will need to insert new slides for each video.</p>	<p>PE</p>  <p>As per Monday</p>	<p>PE</p>  <p>As per Monday</p>	<p>PE</p>  <p>As per Monday</p>	<p>PE</p>  <p>As per Monday</p>
	<p>PERFORMING ARTS</p>  <p>Performing Arts At Home Learning Catchup and Review</p> <p>This week is your chance to:</p> <ul style="list-style-type: none"> - Catch up on any of the activities you missed. - Practice any of the skills you have already learnt in the at home activities. - Film, photograph and/or record your new skills and upload them to Google Classroom Assignment or the 'Performing Arts Showreel' <p>Click here to see your options: https://classroom.google.com/u/1/w/NjExOTUzODI5NjRa/t/all</p>	<p>VISUAL ARTS</p> <p><u>Let's Draw a Dragon's Eye!</u></p> <p>Dragons are perhaps the mightiest and most revered of all mythical creatures. Follow along with Mr B as he takes you through today's step-by-step tutorial and you will be able to draw a magical close-up drawing of a magical Dragon's Eye!</p> <p>YouTube – Let's Draw a Dragon's Eye!</p> <p>https://www.youtube.com/watch?v=Oc8GdyYzJ5A</p>	<p>YCDI - PUTTING VALUES INTO ACTION</p> <p>RELATIONSHIPS</p> <p>Learning Intention - I will know the characteristics of a good friend.</p> <p>Success Criteria - I can identify and write down characteristics of being a good friend.</p> <p>What makes a good friend?</p> <p>Write your thoughts down on the <u>importance of friends in your life</u>. Whether you have many friends, too few, one important 'best' friend, or simply wish you had more.</p> <p>The sentences below are incomplete. Complete each sentence with your own thoughts and beliefs about friends.</p> <p>1. I choose friends who</p>	<p>SCIENCE - Forces</p> <p><u>Gravity-</u> <u>Is Gravity the same on the other side of the world?</u></p> <p>Watch the youtube clips about Gravity - https://youtu.be/ljRlB6TuMOU https://youtu.be/S1pyZlfzAD0</p> <p>Complete the Gravity Worksheet -</p> <p>Draw a picture showing how Earth's gravity pulls everything towards the ground.</p>

			<p>2.. I do not choose friends who</p> <p>3. I am a good friend when I</p> <p>4. I would be a better friend if I</p> <p>5. I like it when a friend</p> <p>6. I don't like it when a friend</p> <p>7. I know my friend is a real friend</p> <p>because</p> <p>8. I know a friend isn't a real friend</p> <p>ifWhen we are all back at school we</p> <p>will discuss what it means to be a</p> <p>friend and what characteristics are</p> <p>needed to be a good friend.</p> <p>Enjoy this clip on friendship</p> <p>https://www.youtube.com/watch?v=h9O5_Q-oLrs</p>	
--	--	--	--	--

Feel free to contact us if you have any questions regarding the home learning tasks.

3D Tracey Driscoll driscoll.tracey.j@edumail.vic.gov.au

3G Mary Gill gill.mary.e@edumail.vic.gov.au

3G Caela Newton newton.caela.j@edumail.vic.gov.au

3S Breanna Smith smith.breanna.b@edumail.vic.gov.au

4B Karen Barbary barbary.karen.k@edumail.vic.gov.au

4D Alice Dickason dickason.alice.r@edumail.vic.gov.au

4W Beck White white.rebecca.r@edumail.vic.gov.au

Tanya Creamer creamer.tanya.t@edumail.vic.gov.au